

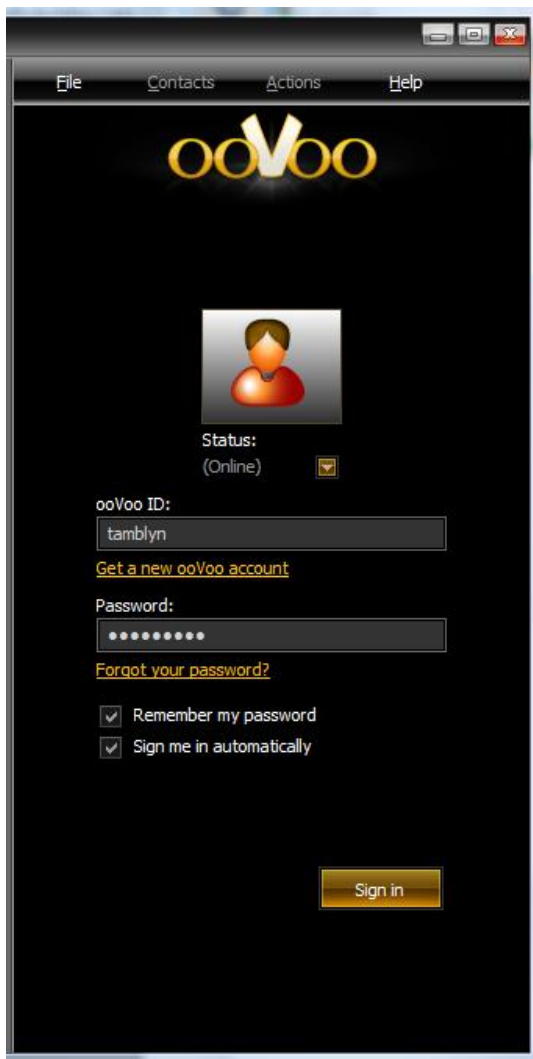
ooVoo



What is ooVoo? ooVoo is a Video Chat and Conferencing software application, which allows multiple users to video conference using a webcam. Unlike Skype, it's most infamous competitor, it allows three way conferencing for free and more at a price.

You can send files, takes pictures, screen share, record conversations, file share, make local calls (at a price), and integrate other social networking mediums.

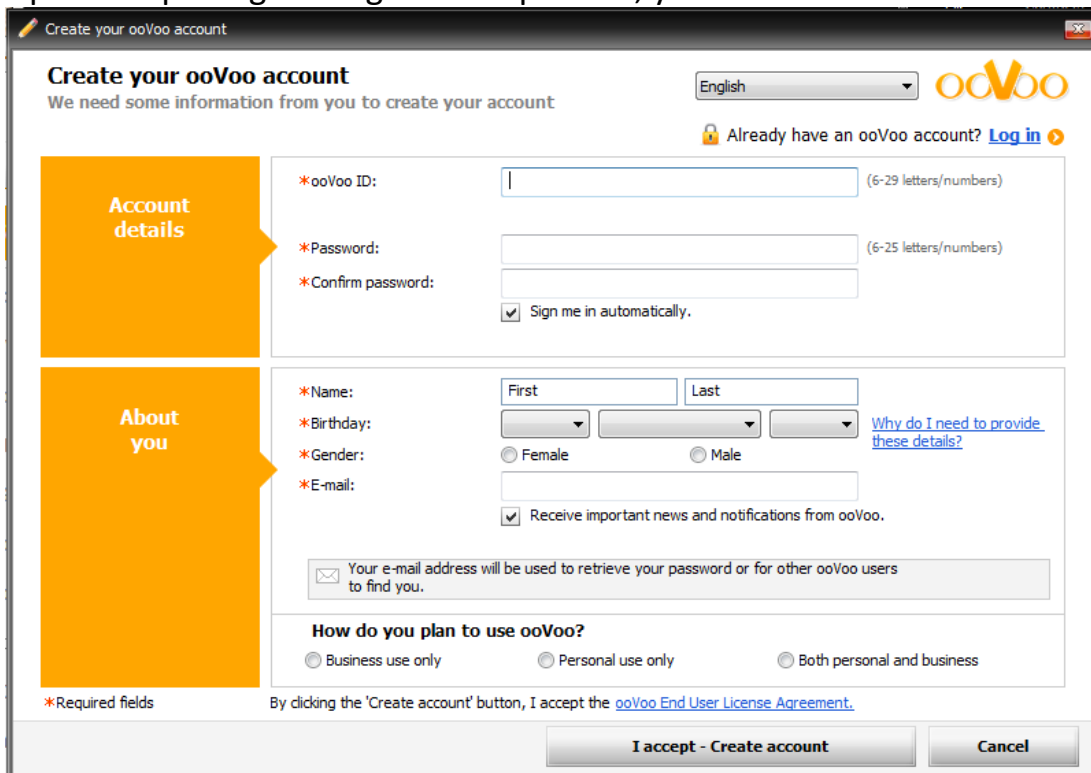
Installing ooVoo

1. The following minimum specifications are required for installation:



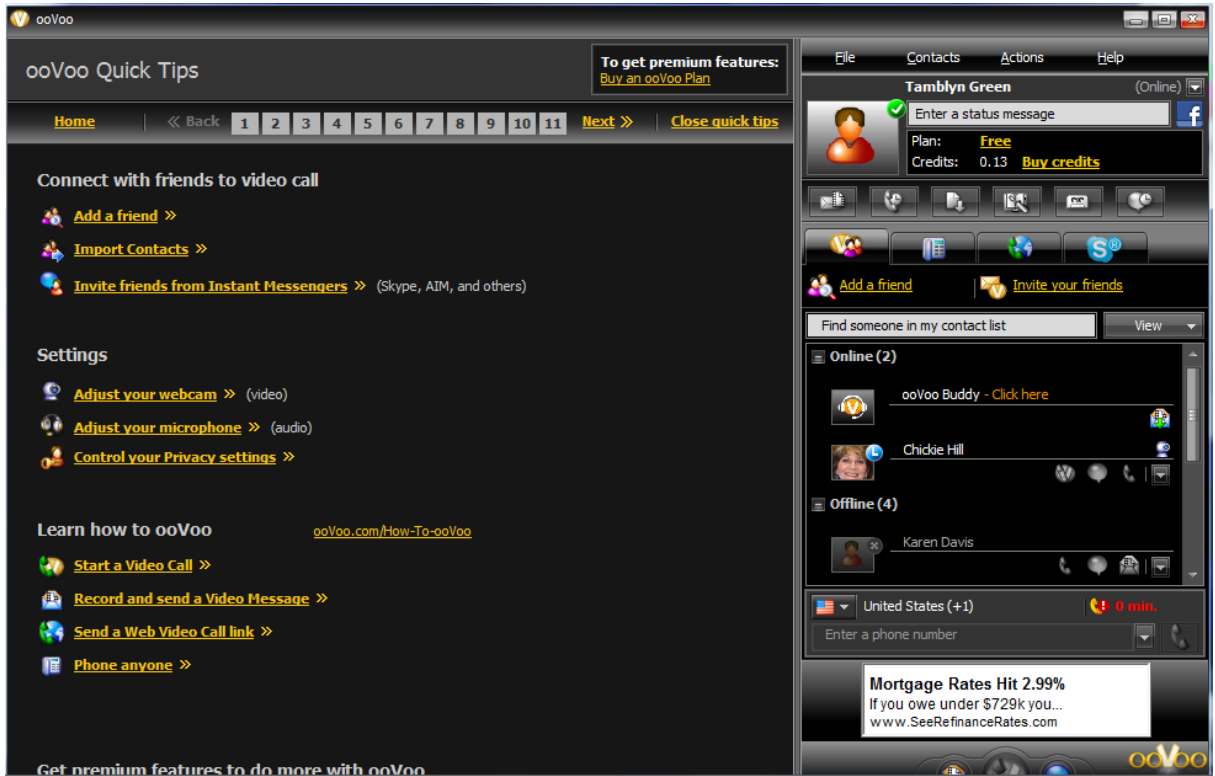
 Windows	 Mac
System Requirements: Pentium 4 1Ghz with 256MB of RAM 20MB Hard disk space Webcam and Headset Broadband connection (Cable, DSL etc..) Microsoft Windows XP, Vista or 7	System Requirements: Power Mac G5 (1GHz) or Intel Mac with 256MB of RAM 20MB Hard disk space Mac-compatible Webcam and Headset Broadband connection (Cable, DSL etc..) Tiger, Leopard or Snow Leopard (OSX 10.4 and up)

2. After checking to insure your PC meets the specifications you will download the application from the website. (<http://www.oovoo.com/download.aspx>)
3. From the first interface screen, click on "Get a new ooVoo account".
4. Upon completing the registration process, you will be asked to search for



your friends using an email address, name, phone number, or display name.

5. You may choose to upload a contact photo and by default, your display name will be the name you enter when registering.



6. Contacts may be uploaded from existing email accounts.





7. In addition to having access to ooVoo on your PC or Mac, you may download the application on Android or iPhone devices.

